

FORD TRUCKS CONSTRUCTION SERIES



Sharing the load

Sharing the Load

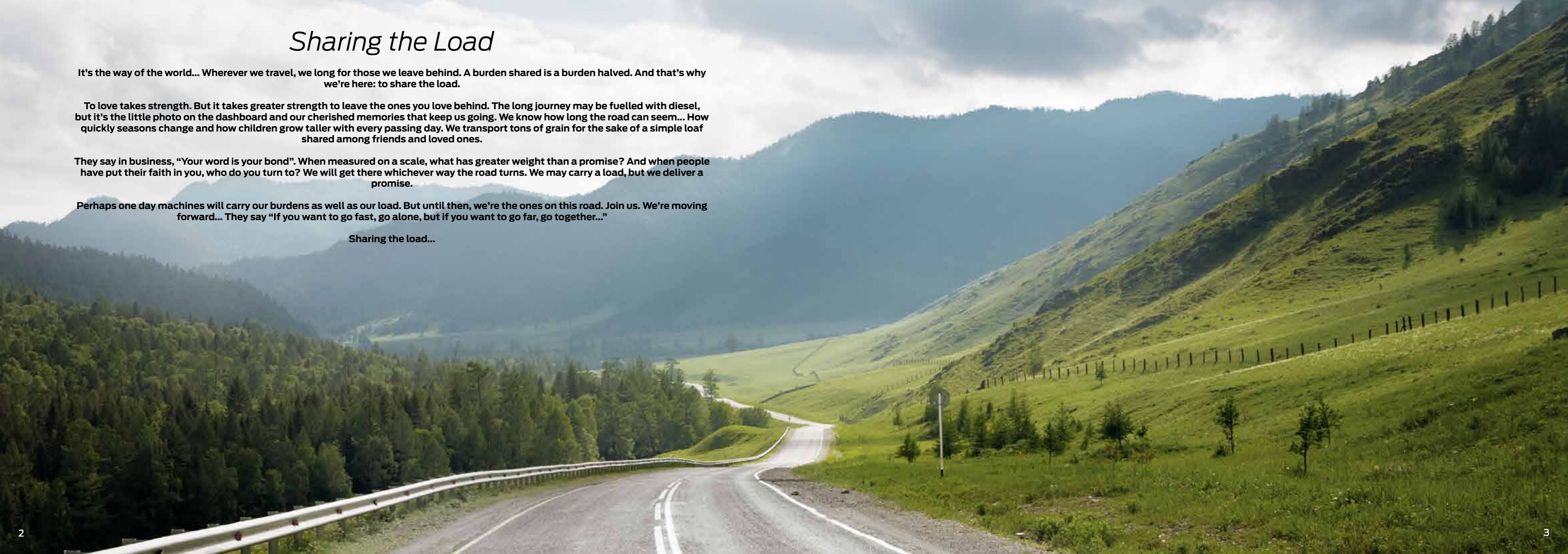
It's the way of the world... Wherever we travel, we long for those we leave behind. A burden shared is a burden halved. And that's why we're here: to share the load.

To love takes strength. But it takes greater strength to leave the ones you love behind. The long journey may be fuelled with diesel, but it's the little photo on the dashboard and our cherished memories that keep us going. We know how long the road can seem... How quickly seasons change and how children grow taller with every passing day. We transport tons of grain for the sake of a simple loaf shared among friends and loved ones.

They say in business, "Your word is your bond". When measured on a scale, what has greater weight than a promise? And when people have put their faith in you, who do you turn to? We will get there whichever way the road turns. We may carry a load, but we deliver a promise.

Perhaps one day machines will carry our burdens as well as our load. But until then, we're the ones on this road. Join us. We're moving forward... They say "If you want to go fast, go alone, but if you want to go far, go together..."

Sharing the load...





Ford Trucks Construction Series: Display of sheer power

A powerful construction truck never drops its stance. Challenging field conditions make this stance even more evident. Whether in a quarry or a muddy field, on top of a mountain or a building site in the city centre Ford Trucks Construction Series is more powerful than ever...

Displaying sheer power and stability under all conditions with the support of Ecotorq Euro 6 engines, Ford Trucks Construction Series always supports you with low fuel consumption, a strong engine brake system and extreme durability under all load conditions. And the renewed ergonomic cabin enhances the driver's comfort and productivity.

With Ford Trucks Construction Series, sheer power is coming soon to a construction site near you!



**You should first rely on the power of
your business partner to successfully
finish a project on time.**

Construction Engineer

Introducing the source of power: Ecotorq Engine...

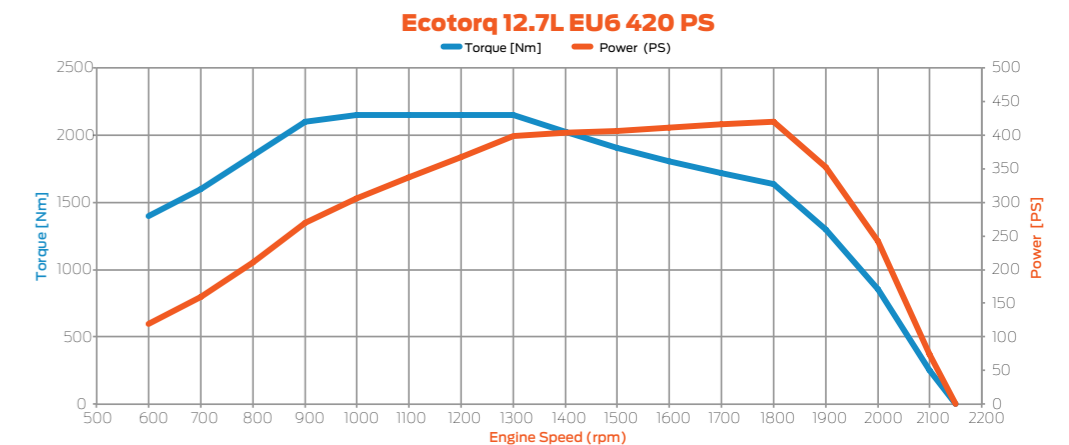
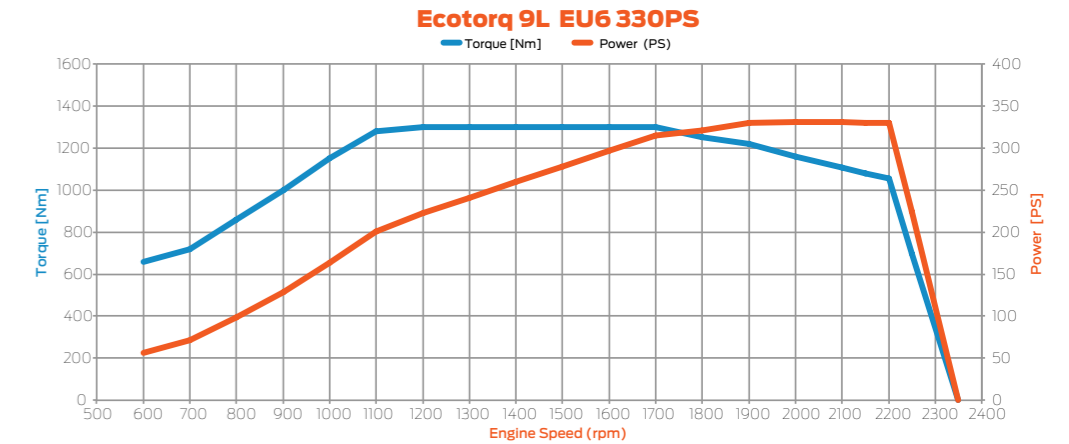

The heart of Ford Trucks Construction Series beats with powerful Ecotorq technology. Developed by Ford engineers, the new 13 L Euro 6 engine offers performance and economy combined with environmentally friendly technology.

Through all of its features, the new Euro 6 Ecotorq engine ensures an ideal balance between performance and economy. Equipped with Exhaust Gas Recirculation System, Variable-Geometry Turbocharger, Common-Rail Direct Fuel Injection System and Smart Electrical Control Unit, the engine makes use of every drop of fuel, ensuring nothing goes to waste.

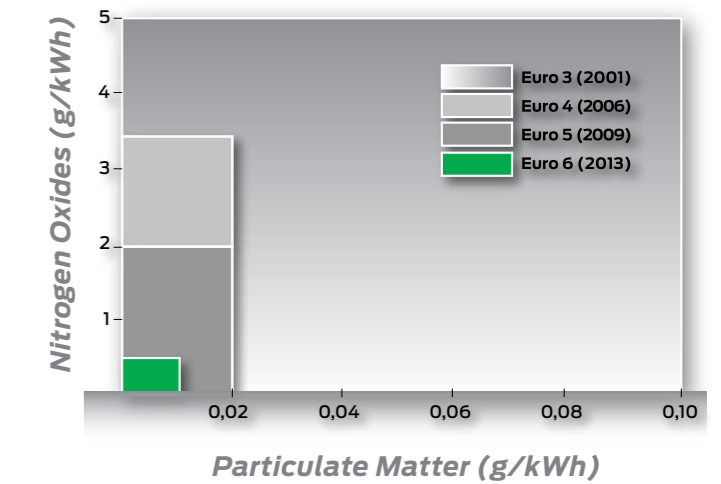
The new Ecotorq engine can endure tons of load with 420 PS and 2150Nm. torque generating capacity This incredible level of power is kept under control at every manoeuver with the high powered engine brake.

Ford Trucks, also provides a 9 L 330PS, 1300Nm torque engine option for light construction vehicles to meet all expectations. Environmentally friendly new Euro 6 Ecotorq engine reduces operating costs while offering best in class fuel consumption values.

Remember, no matter where you are, Ford Trucks Construction Series is where power happens!



Euro 6 standards allow exhaust emissions at one-fifth of Euro 5 standards. The Euro 6 testing procedure also involves counting exhaust particulates.



Strong and robust features there for you

Durability is in the DNA of Ford Trucks Construction Series. Because durability is all you have when you're on rough terrain.

All vehicles in Ford Trucks Construction Series have been designed and tested for tough construction sites. With their strengthened chassis, they are the leading players of heavy excavation sites, challenging every load.

While the strong chassis and various axle ranges make it easy to tackle the heaviest load, the suspension system makes it easy and safe to drive on all types of terrain. Regardless of load or terrain, these strong and robust features are always there for you.



Ergonomic Cabin

Low roof sleeper and day cab options provide the best field of vision and cabin comfort for the driver in all weather conditions.




Reinforced Rear Axle

Rear axle with optimized end axle ratio and enhanced traction under heavy load.




Construction Type Tires

315.80 R22.5 heavy construction type tires.



PTO Options

Engine and transmission driven PTO options to accommodate every need.




Optimum Fuel Tank

Weight-optimized 315 litre steel fuel tank.



Rear Suspension

Heavy construction type rear suspension compatible with all kinds of load and road conditions.



No load is too heavy

Developed through computer analyses using cutting-edge technology, the highly durable Ford Trucks Construction chassis, is built to last for many long years.

Compatible with all kinds of superstructure mountings, there is never a load too heavy for the 10 mm 500 MPa strong steel chassis.



Power under control

Challenge tons of loads with broadband high torque and keep colossal power under control with advanced braking systems.

Z-Cam drum brakes, high-technology engine brake and Intarder auxiliary brake systems put you in control of every manoeuvre under all load and terrain conditions.

Engine Brake



The new integrated engine brake, available as standard equipment, provides additional 320 kW brake power for 420 PS vehicles and 220 kW for 330 PS vehicles. This high brake power can be applied gradually, meeting varying braking needs according to load conditions.

Intarder



The 600 kW Intarder, which is available as an optional feature on 420 PS vehicles, meets all expectations under such challenging conditions as going downhill while loaded. Preventing unnecessary use of your service brake, it prolongs service life.

Smart Brake Management System



Supporting efficient use of the engine brake and the Intarder, the Smart Brake Management System, which can be activated by using the button on the front panel, makes best use of the auxiliary brakes based on braking requirements and ensures that service brakes are always ready for emergencies.

Superior Ground Clearance

Real off-road vehicles that can adapt to terrain type with superior ground clearance.



Superstructure Compatibility

Flexible solutions compatible with the superstructure you want to use and the nature of your business.

Wide Steps

Wide steps to facilitate cabin entrance and exit.





Comfort: The standard you deserve

Functionality meets aesthetics with Ford Trucks Construction Series, ensuring a comfortable journey for those carrying a heavy load.

While the powerful engine of Ford Trucks Construction Series overcomes challenging obstacles one by one, a totally ergonomic environment ensures comfort inside the cabin.

Enjoy the comfort of the expanded cabin, while the standard air conditioning and ventilation system maintain the ideal temperature for you.

The comfortable seats are key to a smooth journey, while the heated driver's seat with air suspension maintains optimum driving comfort all the way. The rake and reach adjustable steering wheel can be easily adjusted for all drivers. All features can easily be controlled, thanks to the ergonomic dashboard.

Ford Trucks Construction Series offers flexible solutions for various projects, thanks to an automated transmission option with different usage modes for road and terrain.

Automated Transmission



12-speed automated transmission is provided as an option for 420 PS vehicles. The system automatically selects the most appropriate gear for each situation and provides great comfort.

Automated Transmission Usage Modes



Eco, Off-Road and Rocking modes are compatible with all types of road and terrain. Eco mode provides fuel economy without compromising performance. Off-Road mode is ideal for rough terrain with its excellent traction. And Rocking mode is a powerful support against the risk of getting stuck in muddy terrain.

Air Conditioner



Improved air conditioning system, offered as standard, maintains ideal cabin temperature in all weather conditions.

Ergonomic Front Console



The ergonomic front console provides absolute control of all the features of the vehicle in a cabin environment with excellent field of vision.

Dashboard and Trip Computer



Access all the information you need while driving, as the electronic dashboard and trip computer light up, once you turn the ignition on. The trip computer displays important data ranging from Adblue level to instant fuel consumption, and speed information to engine operating hours.



***When on site,
be strong and solid like a rock.***

Construction Truck Driver

Sharing every load Ford Trucks Tipper Series

Imagine you are in a quarry, looking at tons of load that you need to carry...

All you need is a powerful companion that can share the load...

Ford Trucks Tipper Series carries the load even across the most challenging terrains with a powerful 420 PS engine and huge loading capacity. High power engine brake and Intarder systems that provide high braking power offer safety and convenience in risky conditions.

All vehicles in the Ford Trucks Tipper Series combine fuel economy with strong standard equipment. The renewed ergonomic cabin offers a comfortable working environment to the driver.

Offering different solutions for each task, Ford Trucks Construction Series lightens your load, thanks to the low cost automated transmission option with various usage modes for road and terrain.



Flexible by design Light Tipper

Ford Trucks Light Construction Series are robust and economical vehicles that meet the needs of various sites.

The ideal solution for heavy construction sites through high manoeuvrability, Light Construction Vehicles provide flexibility and ease of driving with an optimum wheelbase at sites where a narrow radius is required.



Mixed capability Ford Trucks Mixer Series

The power of Ford Trucks Mixer Series can carry concrete to any site, whether on a motorway or construction site.

Offering a mixture of all the features you need, Ford Trucks Mixer Series lands on construction sites with a single purpose: to make your project more durable and efficient.

Combining a powerful engine with high loading capacity, the mixed capability of Ford Trucks Mixer Series means guaranteed profitability.






***I've done the math.
I made the most powerful
investment for my business.***

Company Owner

Engine & Transmission Options

Engine Type	Ecotorq 9L 330PS	Ecotorq 13L 420PS	Ecotorq 13L 480PS
Power	330PS (243 kW) @ 1900 rpm	420PS (309 kW) @ 1800 rpm	480 PS (353 kW) @ 1800 d/d
Torque	1300 Nm @ 1200-1700 rpm	2150 Nm @ 1000-1300 rpm	2500 Nm @ 1000-1400 d/d
Cylinder Volume	9 litres	12.7 litres	12.7 litres
Diameter x Strokes	115 mm x 144 mm	130 mm x 160 mm	130 mm x 160 mm
Compression Ratio	17.6 : 1	17 : 1	17:1
Engine Brake Power	220 kW	320 kW	320 kW (2400 dev/dk)
Oil Capacity	30 litres	50 litres	50 litres
Coolant Capacity	46 litres	57 litres	57 litres
(With Intarder)		77 litres	77 litres
Engine PTO Output / Rate	85 kW 600 Nm / 1.05	130 kW 750 Nm / 1.18	130 kW 750 Nm / 1.18
Transmission Type	9 speed manuel / automated (1-9.gear)	16 speed manuel; ZF 16S 2230 (1-16.gear) 12 speed automated; ZF 12 TX 2210 (1-12.gear)	12 speed automated; ZF 12 TX 2620 16 speed manuel; ZF 16S 2530
Transmission Ratios	Manuel 9,40 - 0,75 Automated 9,48 - 0,75	Manuel: 13,805-0,826 (1-16.gear) Automated: 16,688-1 (1-12.gear)	Manuel: 13,805-0,836 (1-16.gear) Automated: 16,688-1 (1-12.gear)



Color Options

Opaque Colors



Metallic Colors





Sharing the load

[f/FordTrucksInternational](#) [v/FordTrucksInternational](#) [t/FordTrucksInternational](#) [@/fordtrucksinternational](#)
www.fordtrucksglobal.com